


Hydraulic Ro-

Optimal discharge device for low-flow
and light bulk solids



The rotor discharge system was invented by Saxlund and patented in 1955. Several hundreds of these systems are in operation world-wide and are characterised by their ability to provide unequalled performance and reliability in operation.

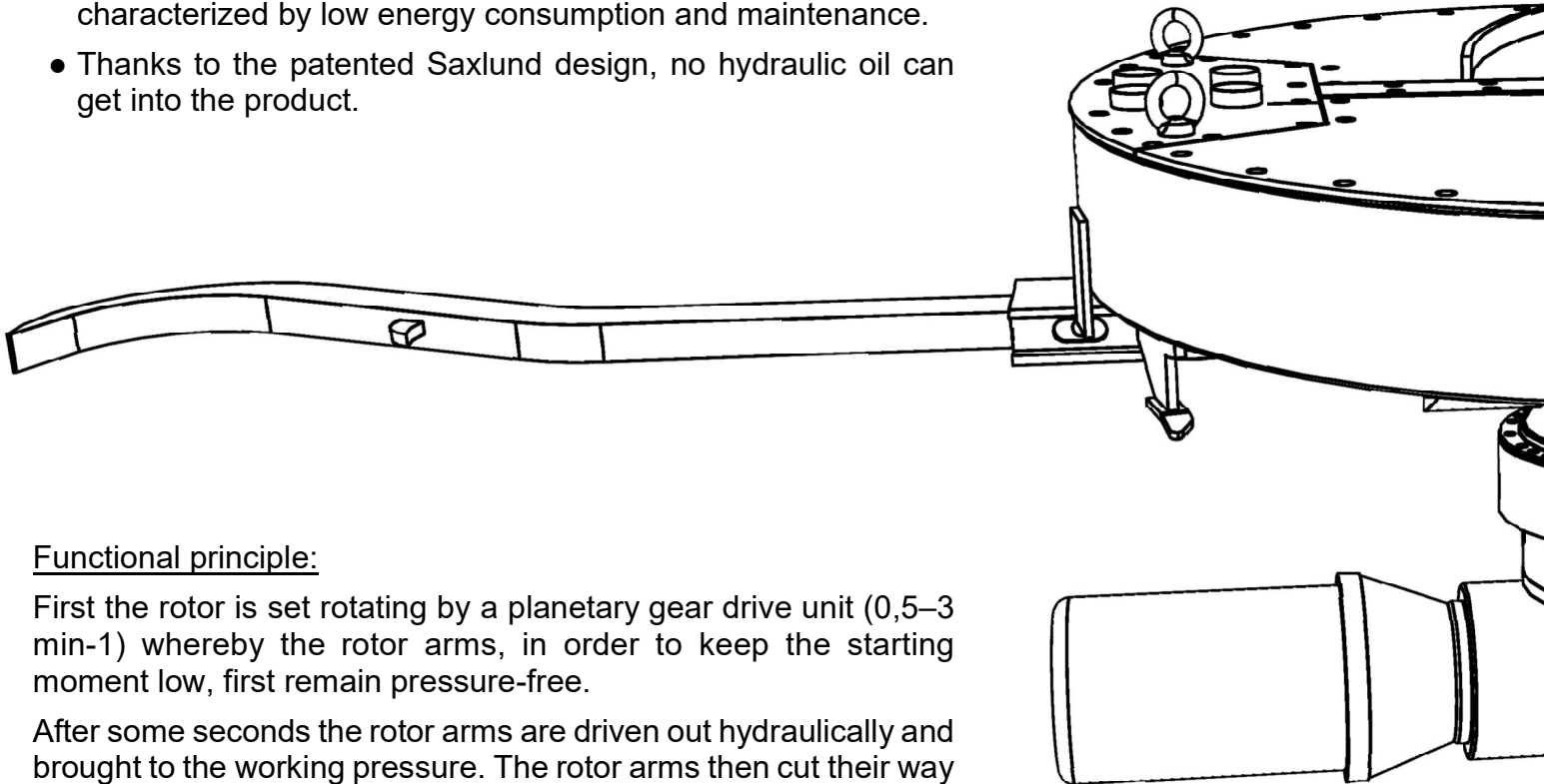
The Rotor discharge system offers the following advantages:

- space-saving assembly
- various options for the layout of the discharge screws
- also particularly suitable for light bulk materials such as MDF fibres- in combination with the use of discharge wedges on the inside of the silo wall, the Rotor discharge system is well suited to all types of wood chips and other materials with comparable storage and flow characteristics

New Hydraulic Rotor System for difficult non free flowing bulk material with hydraulic adjustable working of the massive steel arms

Advantages of this system:

- Working pressure (pre-tension) of arm activation is adjustable by varying the hydraulic pressure (dependent upon the bulk material). Pressure adjustment is possible at any time from the outside.
- The rotor arms are made of solid material and are 100% reliable over the operating time and maintenance-free. All parts working in the bunker are robust and without hooks and claws.
- The discharge devices are extremely reliable and are characterized by low energy consumption and maintenance.
- Thanks to the patented Saxlund design, no hydraulic oil can get into the product.



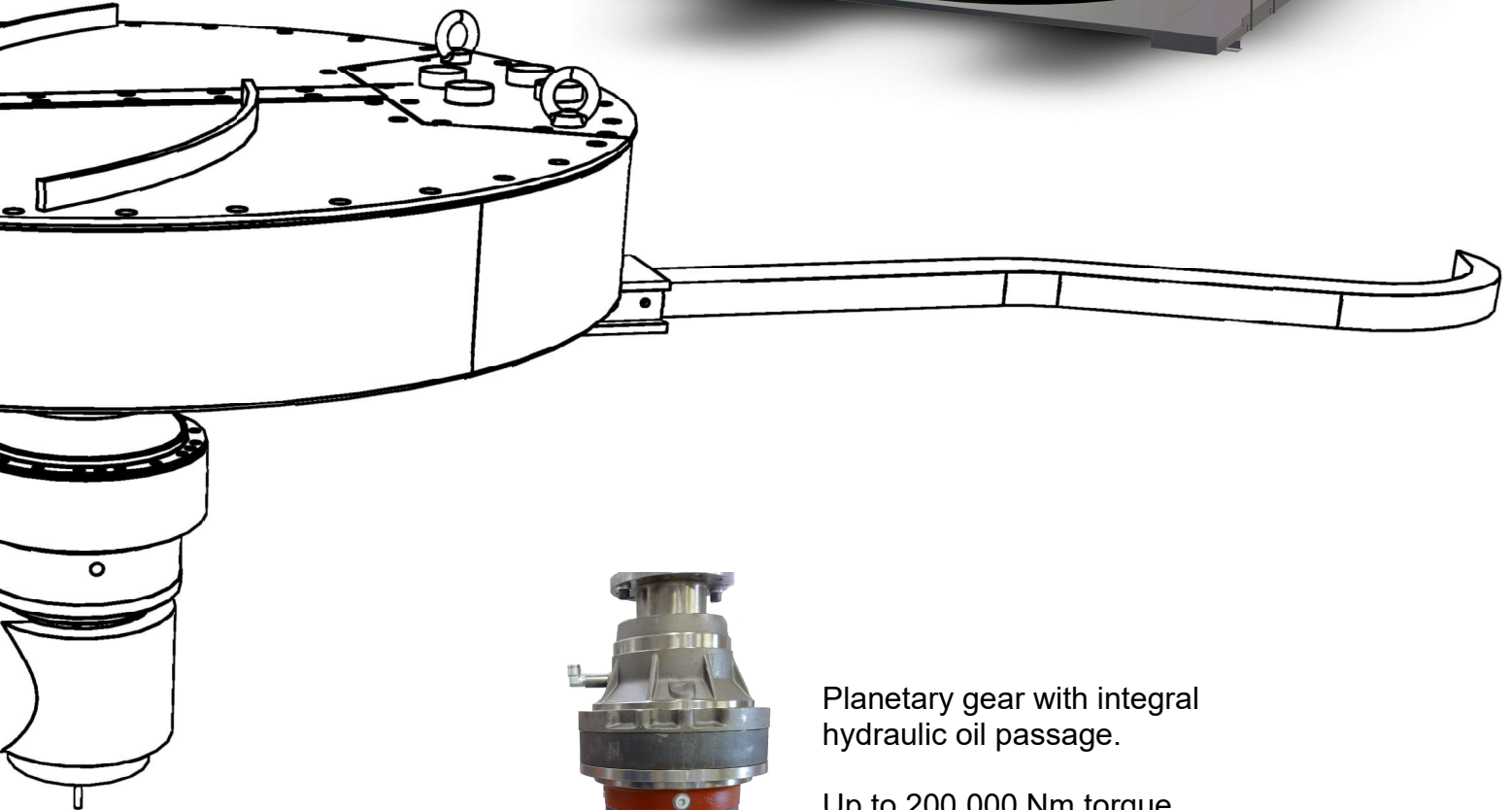
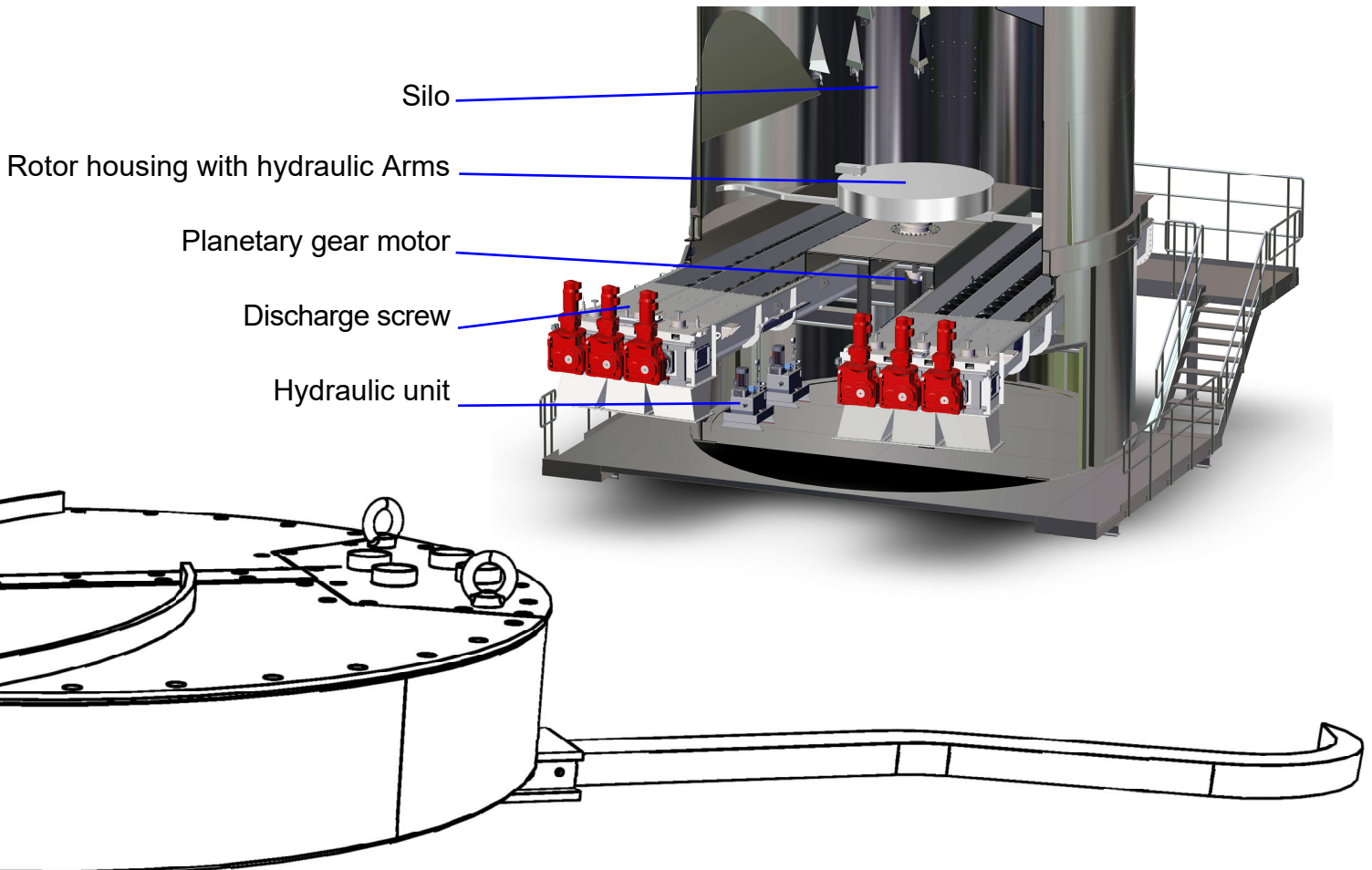
Functional principle:

First the rotor is set rotating by a planetary gear drive unit (0,5–3 min⁻¹) whereby the rotor arms, in order to keep the starting moment low, first remain pressure-free.

After some seconds the rotor arms are driven out hydraulically and brought to the working pressure. The rotor arms then cut their way through the material towards the bunker wall. They bring the loosened material over the discharge openings, fall chutes or other discharging devices in the bunker floor.

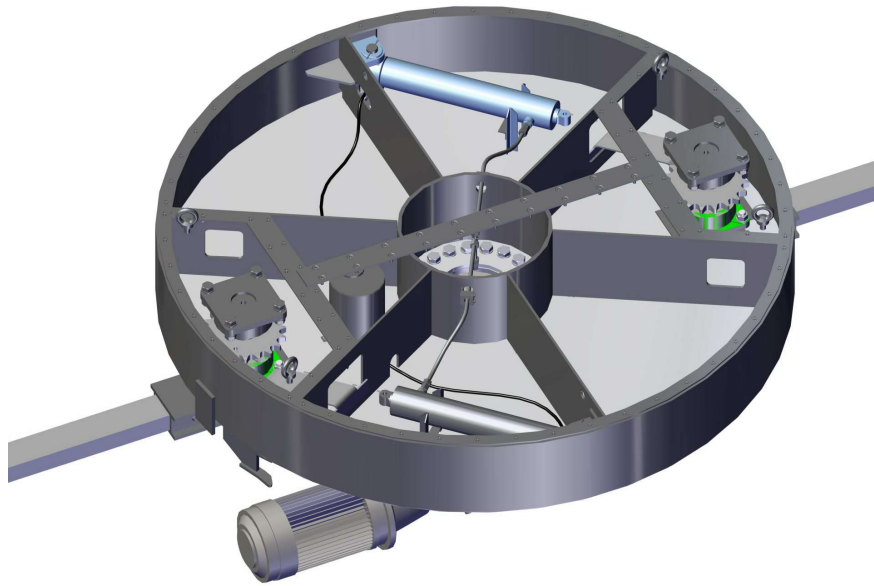
This action causes the column of material in the bunker to be broken down and slides through. If the resistance of the material is temporarily greater than the set working pressure, the rotor arms can retract as necessary under the control of the pressure limit valve. A mechanical overload is excluded.

Silo System – Hydraulic rotor



Planetary gear with integral hydraulic oil passage.

Up to 200.000 Nm torque can be installed.



Address

Saxlund International GmbH
Heidberg 1
29614 Soltau
Germany

Phone

+49 (0)5191 9811-0

Internet

www.saxlund.de

e-mail

info@saxlund.de

Products for silo and conveying technology:

- Saxlund Sliding Frames
- Saxlund Push Floors
- Saxlund Rotors
- Saxlund Solids Handling Pumps
- Trough Chain Conveyors
- Screw Conveyors
- Elevators
- Rotary Valves
- Combustion Plants
- Control Systems
- Trailer Docking Station